




NEW BLONDORPLEX CREAM TONERS

BlondorPlex™ Cream Toner is our first dedicated **express toning** solution to complement all bleaching services, pre-mixed with **Plex** technology and offering **up to 90% less breakage*** for perfectly blended **blonde results**.

4 TONERS, PLUS 1 ULTRA COOL BOOSTER FOR BALANCED BLONDE RESULTS

	/16 Lightest Pearl	/81 Pale Silver	/36 Crystal Vanilla	/96 Sienna Beige	/86 Booster
Pre- Lightened Hair	Ideal for light levels to add a delicate pearl, neutralize yellow and reduce unwanted warmth.	Ideal to neutralize orange or achieve icy cool tones on lighter levels.	Suitable for all levels to add sophisticated creamy golden tones.	Ideal for all levels to add a delicate rose beige with a touch of violet to balance and compliment neutral to warm blonde.	Intensify neutralization of brassiness and unwanted warmth.



Express blonde toning services, in just 5 minutes.

Neutralize unwanted warmth and brassiness.

With up to **90% less hair breakage*** resulting in shiny and healthy-looking blonde results.







*instrumental testing measuring combing resistance of BlondorPlex bleach + BlondorPlex Permanent Cream Toner vs. BlondorPlex bleach alone




How to MIX

1 : 2



	When To Use	Mixing Ratio	Developer Strength	Development Time
Express Toning	Quick & reliable premixed with Plex Technology achieve perfectly blended blonde results.	1:2	1.9% 	
Express Toning + Base Breaking	For more intense blonde toning, whilst gently lifting the natural roots at the same time as toning the lengths and ends. Blends demarcation lines, for premium blonde results.	1:2	4% 	



/86 Ultra Cool Booster can be used to intensify neutralization of brassiness and unwanted warmth.

Add 1-5g to 30g of selected toner shade and mix with developer in a 1:2 ratio.

Watch-out: Too intense to use alone.

Extending the development time beyond 5 minutes will create additional neutralization and results may appear deeper and more saturated.

HOW TO APPLY

EASY TO MIX, EASY TO APPLY AND EASY TO RINSE

After lightening services underlying warm tones are always exposed. All lightening services should be followed with a blonde toning solution.

STEP 1

After lightening service, shampoo and carry out post services treatment.

Tip

For additional bond building use WellaPlex No 2 after rinsing BlondorPlex.



STEP 2

Using an applicator flask for speed, apply toner to damp hair from roots to ends. Comb through.



STEP 3

Rinse and lightly shampoo with ColorMotion+ shampoo and Express Post-Color, fast rinsing for energy, water and time efficiency.

