

COLOUR CHART



ILLUMINA COLOR

WARM

NEUTRAL COOL

10/

10/36

10/

10/05

10/38

10/93

10/1

10/69

9/

9/43

9/7

9/03

9/

9/60

8/

8/37

8/

8/05

8/38

8/1

8/13

8/69

7/

7/43

7/7

7/3

7/35

7/

7/31

7/81

6/

6/76

6/37

6/

6/16

6/19

5/

5/43

5/7

5/35

5/

5/02

5/81




4/

4/





OPAL ESSENCE



MIXING GUIDELINES

1:1



ILLUMINA COLOR & WELLOXON PERFECT

- Not recommended for mixing with Koleston Perfect
- For example: 60 ml ILLUMINA COLOR shade + 60 ml Welloxon Perfect
- Up to 100 % grey coverage with a sheer result

FULL-HEAD FIRST-TIME APPLICATION

SAME DEPTH OR DARKENING

FULL-HEAD COLOUR

Apply the colouring mixture immediately from roots to ends

DEVELOPMENT TIME

WITHOUT HEAT: 30-40 min
WITH HEAT*: 15-25 min

TIP:

If needed, allow an additional 5-10 min development time.

LIGHTENING

MID-LENGTHS & ENDS

Apply the colouring mixture to mid-lengths and ends only. Leave approx. 2 cm free from the scalp.

DEVELOPMENT TIME

WITHOUT HEAT: 20 min
WITH HEAT*: 10 min

ROOT AREA

Apply the colouring mixture to the roots.

DEVELOPMENT TIME

WITHOUT HEAT: 30-40 min
WITH HEAT*: 15-25 min

MIXING RATIO

12 %

Welloxon Perfect 40 Vol.
3 levels of lift

9 %

Welloxon Perfect 30 Vol.
2 levels of lift

6 %

Welloxon Perfect 20 Vol.
1 level of lift
Coverage of grey/white
Same depth or darker

+1 part
ILLUMINA COLOR



MID-LENGTHS & ENDS



ROOT APPLICATION