

COLOR FRESH *mask*

REVIVE, REFRESH AND HAVE

fun

natural




Revive and refresh
blondes to reds for
natural looking
enhancements, with
a pleasant fragrance.

With **AVOCADO OIL** &
APRICOT KERNEL OIL


Bold and vibrant
results, let your colour
do the talking with
these playful masks.

With **ARGAN OIL**

bold



1 Shampoo and towel
dry hair.



2 Use protective gloves to
avoid staining your hands
and nails.



3 Apply generously, section
by section- leave for up to
10 minutes.



4 Rinse well, style and go
- no need for conditioner!

GETTING FAMILIAR WITH THE FULL *range*

Color Fresh mask have been formulated for soft to bold transformation. Results can vary depending on the mask used and the starting level and porosity of the hair.



	BEFORE	AFTER LOW POROSITY	AFTER HIGH POROSITY
LEVEL 9/ TO PRE- LIGHTENED			
LEVEL 8/0			

RESULTS NOT NOTICEABLE ON DARKER LEVELS

Pearl blonde

Ideal for pre-lightened and lighter levels to maintain platinum finish without dramatically changing the tone.

Suggested shade directions:
/81, /8

Tip: For more neutralization try Lilac Frost

Lilac frost

Anti-yellow formula to revive blonde hair, ideal for pre-lightened and lighter tones.

Suggested shade directions:
/69, /96, /16

	BEFORE	AFTER LOW POROSITY	AFTER HIGH POROSITY
PRE- LIGHTENED			
LEVEL 9/0			
LEVEL 8/0			

RESULTS NOT NOTICEABLE ON DARKER LEVELS



	BEFORE	AFTER LOW POROSITY
LEVEL 9/ TO PRE-LIGHTENED		
LEVEL 8/0		
LEVEL 7/0		

RESULTS NOT NOTICEABLE ON DARKER LEVELS

Golden gloss

Revive light blonde and highlighted hair with sophisticated golden tones.

Suggested shade directions:
/03, /3, /31, /38

Tip: For darker or when more warmth is needed try Caramel Glaze.

Note: This mask appears deeper than the end result.


Caramel glaze

Revive medium blonde and brunette balayage hair types with a caramel finish.

Suggested shade directions:
17, 135, 173

	BEFORE	AFTER LOW POROSITY
BALAYAGE/ HIGHLIGHTS		
LEVEL 8/0		
LEVEL 7/0		
LEVEL 6/0		

RESULTS NOT NOTICEABLE ON DARKER LEVELS



caramel glaze



chocolate touch

	BEFORE	AFTER LOW POROSITY
BALAYAGE/ HIGHLIGHTS		
LEVEL 6/0		
LEVEL 5/0		
LEVEL 4/0		

RESULTS NOT NOTICEABLE ON DARKER LEVELS



Chocolate touch
Revive brunette hair with an elegant rich chocolate tone.

Suggested shade directions:
17, 175, 176, 177

Rose blaze

Create deep rose tones on medium blonde and pre-lightened hair. The lighter the hair the brighter the rose.

Suggested shade directions:
15, 165, 175

	BEFORE	AFTER LOW POROSITY	AFTER HIGH POROSITY
LEVEL 8/ TO PRE-LIGHTENED			
LEVEL 6/0			
LEVEL 5/0			

RESULTS NOT NOTICEABLE ON DARKER LEVELS



rose blaze



	BEFORE	AFTER LOW POROSITY	AFTER HIGH POROSITY
FADED WARM GOLDEN & COPPER TONES			
LEVEL 8 TO PRE-LIGHTENED			
LEVEL 6/0			
LEVEL 5/0			

RESULTS NOT NOTICEABLE ON DARKER LEVELS


Copper glow
Revive and maintain vibrant copper tones.

Suggested shade directions:
/43, /34, /47

Red
Transform blonde hair or maintain Color FRESH Create Next Red.

	BEFORE	AFTER LOW POROSITY	AFTER HIGH POROSITY
PRE-LIGHTENED			
LEVEL 8/0			
LEVEL 5/0			

RESULTS NOT NOTICEABLE ON DARKER LEVELS



	BEFORE	AFTER LOW POROSITY	AFTER HIGH POROSITY
PRE-LIGHTENED			
LEVEL 8/0			
LEVEL 5/0			

RESULTS NOT NOTICEABLE ON DARKER LEVELS

Blue
Transform pre-lightened hair or maintain Color FRESH Create Next Blue.

Mint
Make a statement
with fresh mint.



COLOUR mask FRESH

SHARE YOUR COLOUR WITH
#COLORFRESHMASK
AND **#COLORREFRESHED**